



# Model 350ASTDAR

## Replacement Double Check Detector Assembly

### Application

Designed for drop-in replacement of existing longer lay length assemblies without the need for additional spools or spacers, saving 2 to 6 hours of installation labor and up to 2 machine hours per backflow replacement. A custom sized grooved spool installed between the backflow body and downstream shut-off valve allows customer specified assembly lengths to be shipped directly from the factory. Designed for installation on potable water lines connections in fire sprinkler systems to protect against both backsiphonage and backpressure of polluted water into the potable water supply. Model 350ASTDAR shall provide protection where a potential health hazard does not exist. Incorporates metered by-pass to detect leaks and unauthorized water use.

### Standards Compliance (Horizontal & Vertical)

- ASSE® Listed 1048
- AWWA Compliant C510 (with gates only) and C550
- CSA® Certified B64.5
- UL® Classified
- C-UL® Classified
- FM® Approved
- Approved by the Foundation for Cross Connection Control and Hydraulic Research at the University of Southern California
- Meets the requirements of NSF/ANSI/CAN 61\*  
\*(0.25% MAX. WEIGHTED AVERAGE LEAD CONTENT)

### By-Pass Backflow Assembly 3/4" Model 950XLD

#### Materials

Main valve body 304L Stainless steel  
Access covers 304L Stainless steel  
Internals Stainless steel, 300 Series  
NORYL™

Fasteners & springs Stainless Steel, 300 Series  
Elastomers EPDM (FDA approved)  
Buna Nitrile (FDA approved)

#### Polymers

NORYL™


#### Features

Sizes: 2 1/2", 3", 4", 6", 8", 10"  
Maximum working water pressure 175 PSI  
Maximum working water temperature 140°F  
Hydrostatic test pressure 350 PSI  
End connections (Grooved for steel pipe) AWWA C606  
(Flanged) ANSI B16.42  
Class 150

### Dimensions & Weights (do not include pkg.)

MODEL 350ASTDAR SIZE		WEIGHT WITH MAXIMUM SPOOL LENGTH							
		WITH OS&Y GATES (GXF)		WITH OS&Y GATES (GXG)		WITH BUTTERFLY VALVES (GXG)		WITH BUTTERFLY VALVES (FXG)	
in.	mm	lbs.	kg	lbs.	kg	lbs.	kg	lbs.	kg
2 1/2	65	133	60	123	56	102	46	113	51
3	80	153	69	141	64	109	49	122	55
4	100	235	107	211	95	120	54	143	65
6	150	379	172	357	162	193	87	223	101
8	200	711	323	657	298	411	186	434	197
10	250	979	445	921	418	536	243	594	269

MODEL 350ASTDAR SIZE		DIMENSION (approximate)																							
		A						A WITH BUTTERFLY VALVES				B		C		D		E OS&Y OPEN		E OS&Y CLOSED		E BUTTERFLY VALVE		F	
		in.			mm			in.		mm		in.	mm	in.	mm	in.	mm	in.	mm	in.	mm	in.	mm	in.	mm
2 1/2	65	34	47 1/8	864	1197	31	47 1/8	787	1197	16 5/8	422	12	305	7 1/4	184	17 3/4	451	15 3/8	391	8 1/4	210	5	127		
3	80	35	48 1/8	889	1222	31 1/2	48 1/8	800	1222	16 5/8	422	12	305	7 1/4	184	20 1/4	514	17	432	8 1/2	216	5	127		
4	100	37 3/8	62 1/4	949	1581	32 5/8	62 1/4	829	1581	16 5/8	422	12	305	8	203	22 1/2	572	18 1/4	464	9	229	5	127		
6	150	46	71 1/4	1168	1810	39	71 1/4	991	1810	22 1/4	565	10 1/2	267	10	254	30 1/2	775	24 1/4	616	10 1/4	260	6	152		
8	200	55 3/4	86	1416	2184	48 3/4	86	1238	2184	29 1/2	749	15 1/8	384	11	279	37	940	28 1/2	724	18 1/2	470	8 3/8	213		
10	250	58 5/8	100 5/8	1489	2556	52 5/8	100 5/8	1337	2556	29 1/2	749	15 1/8	384	12	305	45 5/8	1159	34 3/4	883	18 1/2	470	8 3/8	213		



### Options

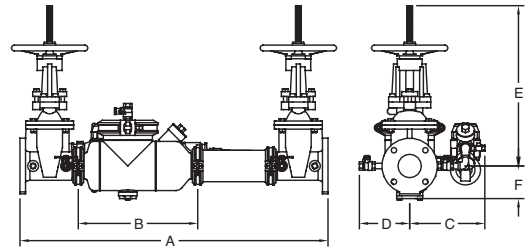
(Suffixes can be combined)

- ☐ - with flanged end OS & Y gate valves (standard)
- ☐ LM - less water meter
- ☐ - with gallon meter (standard)
- ☐ CFM - with cu ft meter
- ☐ CMM - with cu meter meter
- ☐ G - with grooved end OS&Y gate valves
- ☐ FG - with flanged inlet gate connection and grooved outlet gate connection
- ☐ PI - with Post Indicator Gate Valves
- ☐ BG - with grooved end butterfly valves with integral supervisory switches
- ☐ BF - with flanged end butterfly valves with integral supervisory switches

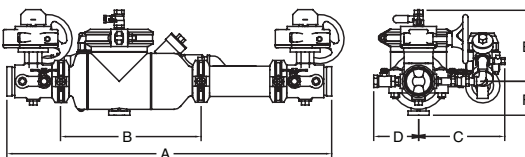
### Accessories

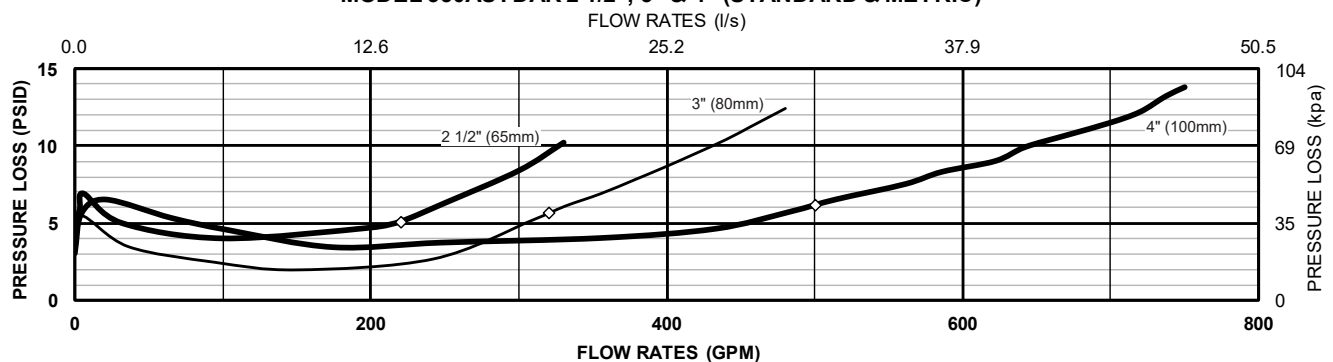
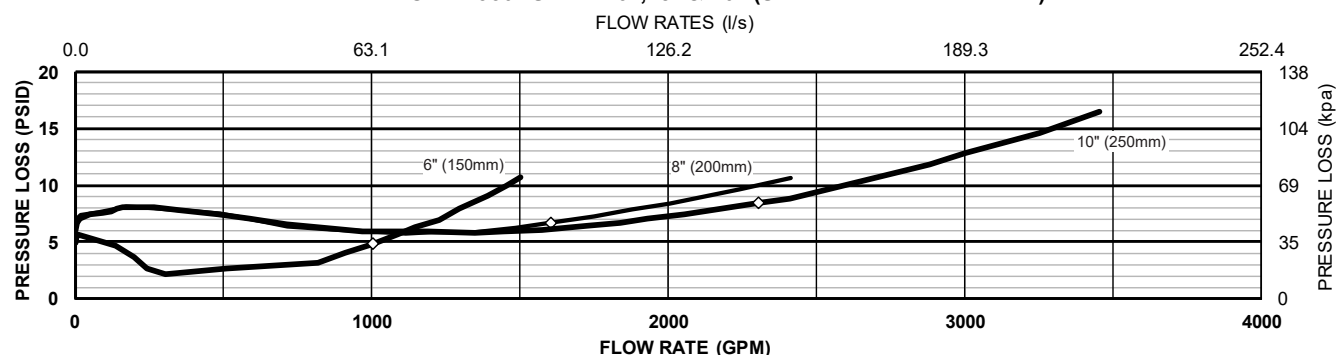
- ☐ Repair kit (rubber only)
- ☐ Thermal expansion tank (Model XT)
- ☐ OS & Y Gate valve tamper switch (OSY-40)

MODEL  
350ASTDAR  
with  
OS&Y option



MODEL  
350ASTDAR  
with  
BG option



**MODEL 350ASTDAR 2 1/2", 3" & 4" (STANDARD & METRIC)****MODEL 350ASTDAR 6", 8" & 10" (STANDARD AND METRIC)****Typical installation**

Local codes shall govern installation requirements. Unless otherwise specified, the assembly shall be mounted at a minimum of 12" (305mm) and a maximum of 30" (762mm) above adequate drains with sufficient side clearance for testing and maintenance. The installation shall be made so that no part of the unit can be submerged.

**Order Configuration**

- Exact in field measurements are required when ordering the assembly. Please have the assembly length ready when ordering.
- All assemblies are custom made to order and all sales are final.
- Lead time is approximately one week.

Generic part number used for ordering:

**X-350ASTDAR\*-A**

where X= NOMINAL VALVE SIZE (212 REPRESENTS 2-1/2")

\*= ADDED OPTIONS (use suffixes designated in OPTIONS section on previous page)

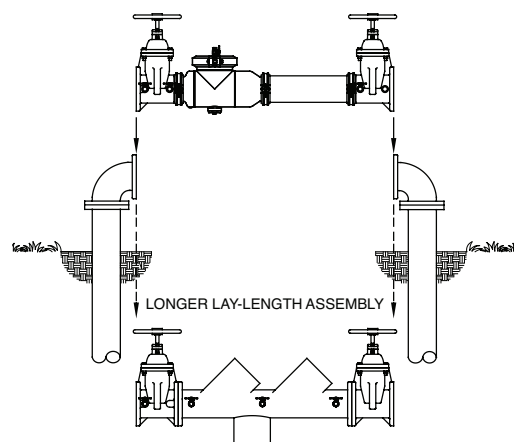
**EXAMPLE**

To order a 4" Model 350 ASTDAR with OS&Y gate valves and an assembly length of 52 3/8", the part number would be:

4-350ASTDAR-A.

The length of 52 3/8" must be given to Customer Service.

ZURN WILKINS MODEL 350ASTDAR



VALVE SIZE	MINIMUM FACE TO FACE DIMENSIONS (OVERALL LAY LENGTH)		MAXIMUM LENGTHS
	STAINLESS STEEL BODY		
	GATE VALVES	BUTTERFLY VALVES	
2-1/2"	34"	31"	47-1/8"
3"	35"	31-1/2"	48-1/8"
4"	37-3/8"	32-5/8"	62-1/4"
6"	46"	39"	71-1/4"
8"	55-3/4"	48-3/4"	86"
10"	58-5/8"	52-5/8"	100-5/8"

**Specifications**

The Double Check Detector Backflow Prevention Assembly shall be certified to NSF/ANSI/CAN 61, ASSE® Listed 1048, and supplied with full port gate valves. The main body and access cover shall be 304L Stainless Steel, the seat ring and check valve shall be Noryl™, the stem shall be stainless steel (ASTM A 276) and the seat disc elastomers shall be EPDM. The first and second check valves shall be accessible for maintenance without removing the device from the line. The Double Check Detector Backflow Prevention Assembly shall be a ZURN WILKINS Model 350ASTDAR.