



Model 500XLHTSTSC

Water Pressure Reducing Valve with Integral By-pass Check Valve


Application

Ideal for use where Lead-Free* valves are required. Designed for installation on potable water lines to reduce high inlet pressure to a lower outlet pressure. The 500XLHTSTSC valves are ideal for continuous hot water recirculation systems.

Standards Compliance

- ASSE® Listed 1003 (1/2" thru 2 1/2")
- IAPMO® Listed (1/2" thru 2")
- City of Los Angeles Approved (1/2" thru 2")
- CSA® Certified (1/2" thru 2")
- Meets the requirements of NSF/ANSI 61*

*(0.25% MAX. WEIGHTED AVERAGE LEAD CONTENT)



LEAD FREE



NSF/ANSI 61

Materials

Main valve body	Low lead cast bronze	ASTM B 584
Access covers	Low lead cast bronze	ASTM B 584
	Low Lead Brass	
Fasteners	Stainless steel, 300 series	
Stem & plunger	Low lead cast bronze	ASTM B 584
	Low Lead Brass	
Elastomers	Buna Nitrile & Teflon diaphragm	
	Viton seat washer, o-ring, union gasket	
Cap gaskets	Natural vulcanized fibre	
	Acetal (Delrin™ 500)	
Springs	302 Stainless steel, ASTM A 313	
Seat	Stainless steel, 300 series	

Options

- ☐ - standard with single union FNPT inlet x FNPT outlet (1/2" thru 2")
- ☐ C - copper sweat connection (1/2" thru 2")
- ☐ - 180°F maximum temp, Teflon diaphragm
- ☐ - sealed cage bell housing and stainless steel adjustment screw, & nut
- ☐ - stainless steel trim, ss spring, ss diaphragm bolt
- ☐ P - tapped and plugged for gauge
- ☐ G - tapped and plugged with gauge
- ☐ HR - high range 75 psi - 125 psi
Factory set at 85 psi

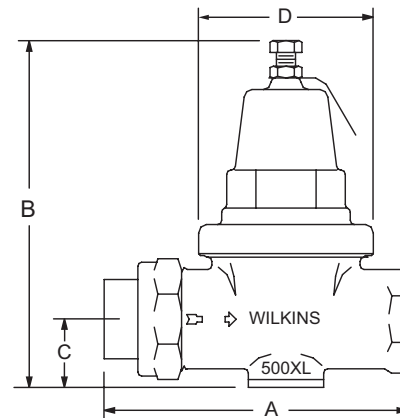
Features

Sizes: 1/2", 3/4", 1", 1 1/4", 1 1/2", 2", 2 1/2", 3"

Maximum working water pressure	300 psi
Maximum working water temperature	180° F
Reduced pressure range	25 psi to 75 psi
Factory preset	50 psi
Threaded connections (FNPT)	ANSI B1.20.1
Copper connections (FC)	ANSI B 16.22

Accessories

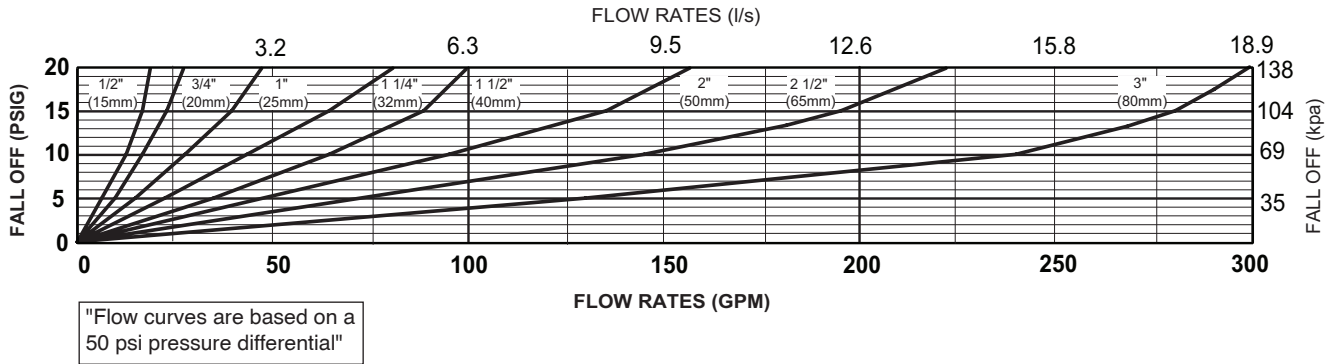
- ☐ Repair kit (rubber only)



Dimensions & Weights (do not include pkg.)

SIZE		CONNECTIONS	DIMENSIONS (approximate)								WEIGHT	
			A		B		C		D			
in.	mm		in.	mm	in.	mm	in.	mm	in.	mm	lbs.	kg.
1/2	15	SINGLE UNION	4 1/2	108	6	152	1 5/8	41	2 3/4	70	3	1.5
3/4	20	SINGLE UNION	4 5/8	118	6	152	1 1/8	29	2 3/4	70	4	2.0
1	25	SINGLE UNION	5 1/8	130	6 7/8	175	1 5/8	41	3 5/16	84	6	3.0
1 1/4	32	SINGLE UNION	6 5/16	160	7 1/4	184	1 3/4	45	4	102	7	3.0
1 1/2	40	SINGLE UNION	8 5/16	211	10	254	1 7/8	48	5	127	14	6.5
2	50	SINGLE UNION	9 1/2	241	10 3/4	273	2 1/8	54	6 1/2	165	20	9.0
2 1/2	65	LESS UNION	10	254	14 1/2	368	3	76	8	203	28	12.5
3	80	LESS UNION	11 1/8	283	16	406	3 1/2	89	8	203	44	20.0

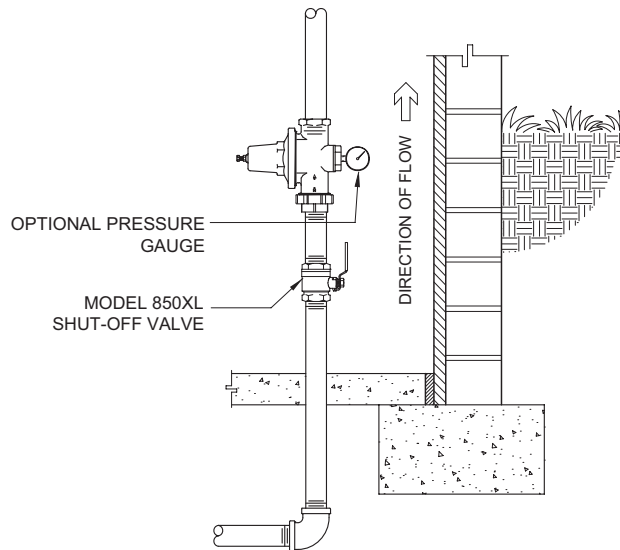
MODEL 500XLHTSTSC 1/2" THRU 3" (STANDARD & METRIC)



Typical Installation

Local codes shall govern installation requirements. Unless otherwise specified, the assembly shall be mounted in accordance with the manufacturers' instructions and the latest edition of the Uniform Plumbing Code. The assembly shall be installed with sufficient side clearance for testing and maintenance. The Model 500XLHTSTSC may be installed in any position. If installed in a pit vault or hot water vertical riser, specify the "SC" sealed cage option. Multiple installations are recommend for wide demand variations or where the desired pressure reduction is more than 4 to 1 (i.e.: 200 psi inlet reduced to 50 psi outlet).

Caution: Anytime a reducing valve is adjusted, a pressure gauge must be used downstream to verify correct pressure setting. Do not bottom adjustment bolt on bell housing.



Vertical Installation

Specifications

The Pressure Reducing Valve shall be certified to NSF/ANSI 61, consisting of a low lead bronze body and bronze bell housing, a separate access cover for the plunger and a bolt to adjust the downstream pressure. The bronze bell housing and access cap shall be threaded to the body and shall not require the use of ferrous screws. The assembly shall be of the balanced piston design and shall reduce pressure in both flow and no-flow conditions. The assembly shall be accessible for maintenance without having to remove the body from the line. The Pressure Reducing Valve shall be a ZURN WILKINS Model 500XLHTST-SC.