



Z6956-XL-CV

Deck-Mounted Motor Gear-Driven Ceramic Operation TAG _____

Architectural/Engineering Specification:

Designed for modern commercial restrooms, the Cumberland Series™ faucet delivers a superior user experience in both form and function. Crafted by world-class industrial designers, this faucet maintains a sleek and simple design that can be paired with a matching soap dispenser for an automatic, easy to install and user-friendly handwashing solution.

Zurn Lead Free products (-XL) is the line of durable, high quality brass faucets and fixtures that are designed and manufactured to comply with Section 1417 of the Safe Drinking Water Act (SDWA) which mandates the weighted average lead content of no more than 0.25% of the wetted surface.

Product Features:

- Infrared convergence-type proximity sensor
- 30 second time out feature
- Standard Chrome-plated Cast Brass Body
- Also available in brushed nickel
- Motor gear-driven ceramic operation
- ACA (7.5 VDC) Plug-In Power Converter included

Suffix Options:

- CP4 Chrome Plated 4" Cover Plate
- MV Temperature Mixing Valve
- SH Supply Hoses for Mixing Valve
- TMV-1 Thermostatic Mixing Valve for Single Faucets

Alternate Finishes:

- BN Brushed Nickel

Compatibility

Soap Dispenser:



Z6956-SD

Compliance and Certification:

- ADA Compliant
- ASME A112.18.1/CSA B125.1
- cUPC
- Lead Free Compliant
- Texas Accessibility Standard (TAS)



Meets the American Disabilities Guidelines and ANSI A117.1 requirements when installed according to these requirements.
In Canada - Consult local codes and standards.



Aerator Options:

	Flowrate GPM [L.pM]	Vandal Resistant	WaterSense* Labeled	Outlet Type
-E	1.5[5.7]	✓	✓	Aerator
-F	0.5[1.9]	✓		Spray
-J	1.5[5.7]	✓	✓	Laminar
-K	1.0[3.8]	✓	✓	Laminar
-L	1.0[3.8]	✓	✓	Aerator
-M	0.35[1.3]	✓		Spray
-N	0.5[1.9]	✓		Laminar

Power Supply Choices (Sold Separately):

- HW6 Hardwired Power Converter

Optional Power Supply Accessories:

- CWB Connector Wire for Hardwire Install (7 ft)
- CWB-1 Connector Wire for Hardwire Install (20 ft)
- MJ Mini Junction Box

NOTE: For Hardwire applications furnish P6000-HW6 power converter. Order P6000-HW6 power converter separately.

The P6000-HW6 and P6000-MJ will power up to 8 sensor faucets.

Architectural/Engineering Approval

The information contained in this document is subject to change without notice.
Please contact Zurn for most up to date information.

*This device is WaterSense labeled when used with the appropriate flow rate and certified for residential and private restrooms.



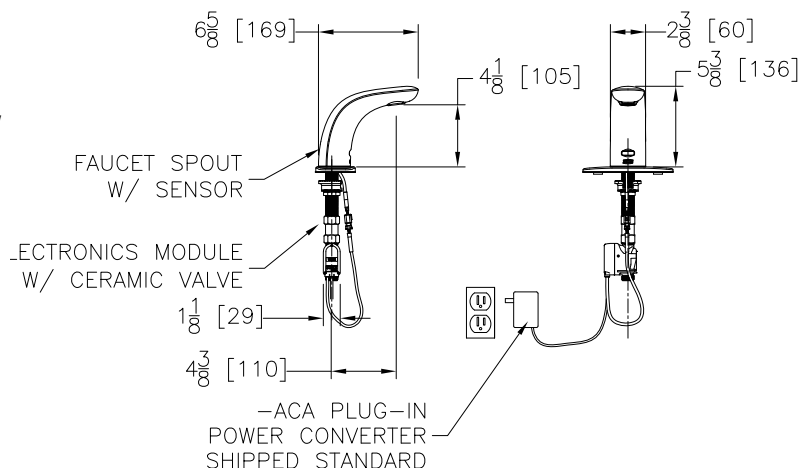
Z6956-XL-CV

Deck-Mounted Motor Gear-Driven Ceramic Operation TAG _____

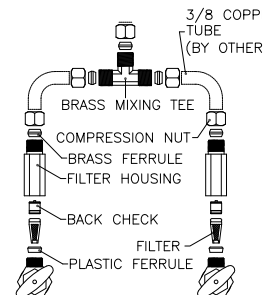
TYPICAL Z6956-XL-CV

AquaSense Hardwire Powered Faucet

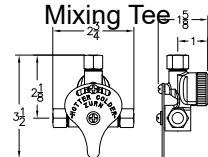
NOTE: Recommended through hole diameter to properly mount the spout/shank is 1-1/8" to 1-1/4".



Optional Mixing Valves



P6900-MT Mixing Tee



P6900-MV Temperature Mixing Valve

TYPICAL Z6956-XL-CV-CWB

AquaSense Hardwire Powered Faucet

Optional:

* Optional -MJ mini junction box for connecting up to 8 faucets

NOTE: MUST USE EITHER ZURN P6000-HW6 HARDWIRE POWER CONVERTER OR ZURN P6000-ACA PLUG-IN POWER CONVERTER TO ENSURE PROPER OPERATION. USING A POWER CONVERTER OTHER THAN ZURN MAY RESULT IN OPERATION MALFUNCTION OR UNIT FAILURE.

